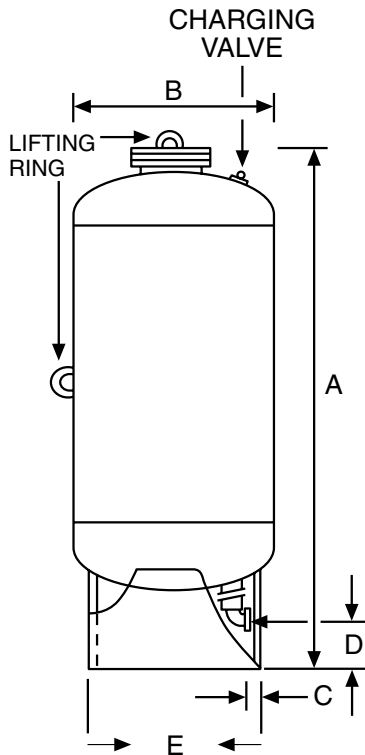


# THERM-X-TROL®

Thermal Expansion Absorbers, ST-450 Series (Non-ASME) 150 PSIG Working Pressure

## Standard Models

Model No.	Tank Vol.		0 PSIG Acc. Vol.	Max. Recomm. Accept. Vol.		A Height		B Diameter		C Conn. Inset		D Conn. Centerline		E Stand Dia.		Sys. Conn.	Ship Wt.	
	Lit.	Gal.	Gal.	Lit.	Gal.	mm	ins.	mm	ins.	mm	ins.	mm	ins.	mm	ins.	NPTF	kg	lbs.
ST-451	600	158	158	386	.65	1880	74	762	30	89	3½	140	5½	608	24	2	230	508
ST-452	800	211	211	519	.65	2337	92	762	30	89	3½	140	5½	608	24	2	345	760
ST-453	1000	264	264	647	.65	2175	85⅝	914	36	114	4½	178	7	763	30	3	368	810
ST-454	1200	317	317	780	.65	2489	98	914	36	114	4½	178	7	763	30	3	415	914
ST-455	1400	370	370	908	.65	2804	110⅜	914	36	114	4½	178	7	763	30	3	462	1018
ST-456	1600	422	422	1037	.65	2080	81⅞	1220	48	191	7½	181	7⅞	1063	42	3	750	1655
ST-457	2000	528	528	1298	.65	2470	97¼	1220	48	191	7½	181	7⅞	1063	42	3	873	1925



## Maximum Operating Conditions

Operating Temperature	240° F (115° C)
Working Pressure	150 PSIG (10.5 bar)

## Specifications

Description	Standard Construction
Shell	Steel
System Connection	Brass
Bladder	Heavy Duty Butyl NSF/ANSI 61
Bladder Thickness	.100 Ins. Minimum
Coating	Red Oxide Primer
Factory Pre-set Pressure	55 PSIG (3.9 bar)

All dimensions and weights are approximate.

Complies with Low Lead Plumbing Law

Job Name \_\_\_\_\_

Contractor \_\_\_\_\_

Location \_\_\_\_\_

Contractor P.O. No. \_\_\_\_\_

\_\_\_\_\_

Sales Representative \_\_\_\_\_

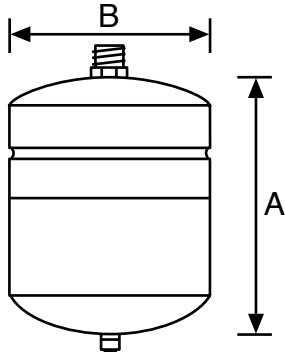
\_\_\_\_\_

Model No. Ordered \_\_\_\_\_

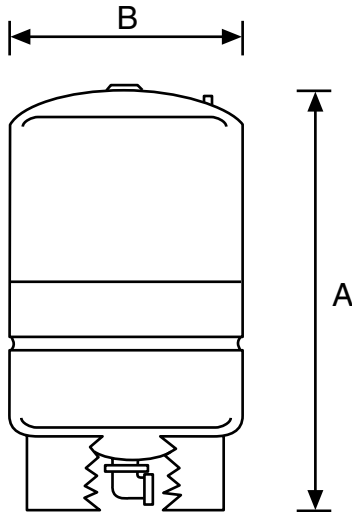
Engineer \_\_\_\_\_

# THERM-X-TROL®

Thermal Expansion Absorbers, ST-Series (Non-ASME) 150 PSIG Working Pressure



ST-5, ST-8, ST-12



ST-25V through ST-210V



## In-Line Models

Model No.	Tank Vol.		Max. Accept. Factor	A Height		B Diameter		Sys. Conn. NPTM	Ship Wt.	
	Lit.	Gal.		cm	ins.	cm	ins.		kg	lbs.
ST-5	8	2.0	0.45	321	12 <sup>5</sup> / <sub>8</sub>	203	8	3/4	2.3	5
ST-8	12.1	3.2	0.59	381	15	229	9	3/4	3.2	7
ST-12	17	4.4	0.73	381	15	279	11	3/4	4.0	9

## Stand Models

Model No.	Tank Vol.		Max. Accept. Factor	A Height		B Diameter		Sys. Conn. NPTF	Ship Wt.	
	Lit.	Gal.		cm	ins.	cm	ins.		kg	lbs.
ST-25V	39	10.3	1.00	489	19 <sup>1</sup> / <sub>4</sub>	391	15 <sup>3</sup> / <sub>8</sub>	3/4	10.4	23
ST-30V	53	14.0	0.81	605	23 <sup>7</sup> / <sub>8</sub>	391	15 <sup>3</sup> / <sub>8</sub>	3/4	11.3	23
ST-42V	76	20.0	0.57	802	31 <sup>5</sup> / <sub>8</sub>	391	15 <sup>3</sup> / <sub>8</sub>	3/4	15.0	33
ST-60V	129	34.0	1.00	913	29 <sup>3</sup> / <sub>8</sub>	559	22	1 <sup>1</sup> / <sub>4</sub>	27.7	61
ST-80V	167	44.0	0.77	913	36	559	22	1 <sup>1</sup> / <sub>4</sub>	31.3	69
ST-180V	235	62.0	0.55	1186	46 <sup>3</sup> / <sub>4</sub>	559	22	1 <sup>1</sup> / <sub>4</sub>	41.7	92
ST-200V	306	81.0	0.41	1432	56 <sup>3</sup> / <sub>8</sub>	559	22	1 <sup>1</sup> / <sub>4</sub>	47.0	103
ST-210V	326	86.0	0.54	1199	47 <sup>1</sup> / <sub>4</sub>	660	26	1 <sup>1</sup> / <sub>4</sub>	55.8	123

## Maximum Operating Conditions

Operating Temperature	200°F (93°C)
Working Pressure	150 PSIG (10.5 bar)

## Specifications

Description	Standard Construction
Standard Factory Pre-charge	40 PSIG (2.8 bar)
System Connection	Stainless Steel
Diaphragm	Butyl
Liner Material	Polypropylene

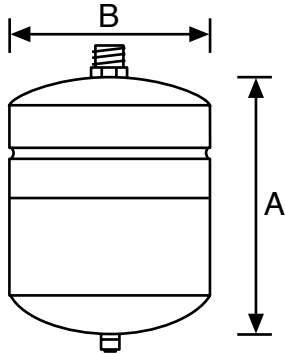
All dimensions and weights are approximate.  
Complies with Low Lead Plumbing Law

Job Name \_\_\_\_\_  
 Location \_\_\_\_\_  
 \_\_\_\_\_  
 \_\_\_\_\_  
 Engineer \_\_\_\_\_

Contractor \_\_\_\_\_  
 Contractor P.O. No. \_\_\_\_\_  
 Sales Representative \_\_\_\_\_  
 Model No. Ordered \_\_\_\_\_

# THERM-X-SPAN®

Thermal Expansion Absorbers, T-Series (Non-ASME) 150 PSIG Working Pressure



T-5, T-8, T-12



## In-Line Models

Model No.	Tank Vol.		Max. Accept. Factor	A Height		B Diameter		Sys. Conn. NPTM	Ship Wt.	
	Lit.	Gal.		cm	ins.	cm	ins.		kg	lbs.
T-5	8	2.0	0.45	321	12 <sup>5</sup> / <sub>8</sub>	203	8	¾	2.3	5
T-8	12.1	3.2	0.59	381	15	229	9	¾	3.2	7
T-12	17	4.4	0.73	381	15	279	11	¾	4.0	9

## Maximum Operating Conditions

Operating Temperature	200°F (93°C)
Working Pressure	150 PSIG (10.5 bar)

## Specifications

Description	Standard Construction
Standard Factory Pre-charge	40 PSIG (2.8 bar)
System Connection	Stainless Steel
Diaphragm	Butyl
Liner Material	Polypropylene

All dimensions and weights are approximate.

Complies with Low Lead Plumbing Law

Job Name \_\_\_\_\_

Contractor \_\_\_\_\_

Location \_\_\_\_\_

Contractor P.O. No. \_\_\_\_\_

\_\_\_\_\_

Sales Representative \_\_\_\_\_

\_\_\_\_\_

Model No. Ordered \_\_\_\_\_

Engineer \_\_\_\_\_