



AIR & DIRT SEPARATOR

Air Separators: 2" - 12"

125 PSIG Working Pressure

Construction

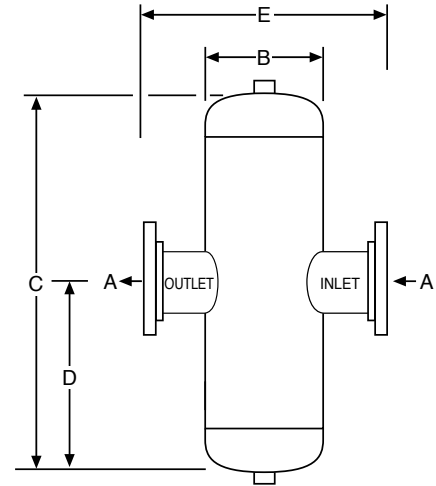
Body	ASME Approved Steel
Flanges	ASME Class 150

Performance

Maximum Operating Temperature	350°F (177°C)
Maximum Working Pressure	125 PSIG (8.6 bar)
Warranty	1-Year

Application

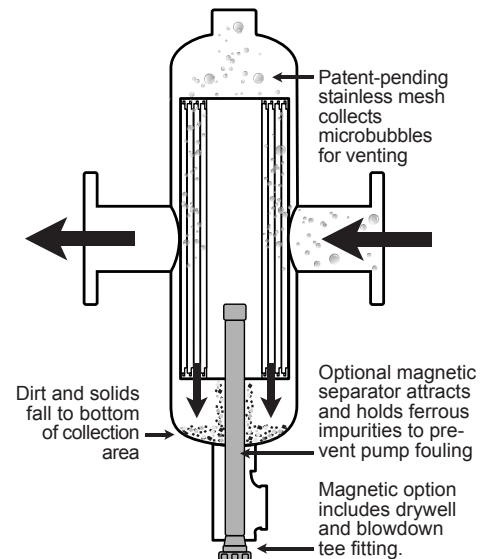
- Eliminates entrained air and separates debris associated with start-up and maintenance of any hydronic system.
- For use in closed, heating & chilled water systems.
- Designed and constructed per ASME Code Section VIII, Division 1.
- Magnetic separator option removes ferrous particles, includes dry well for ease of maintenance.



ASME Models

Model Number	Dimensions										Shipping Weight	
	A		B		C		D		E		Lbs	Kg
	In	mm	In	mm	In	mm	In	mm	In	mm		
2-ADS	2	51	6 $\frac{5}{8}$	168	22 $\frac{1}{2}$	572	11 $\frac{1}{4}$	286	15 $\frac{1}{4}$	387	60	27
3-ADS	3	76	8 $\frac{5}{8}$	219	28 $\frac{1}{2}$	724	14 $\frac{1}{4}$	362	20 $\frac{1}{4}$	514	92	42
4-ADS	4	102	8 $\frac{5}{8}$	219	28 $\frac{1}{2}$	724	14 $\frac{1}{4}$	362	20 $\frac{5}{8}$	524	102	46
5-ADS	5	127	12	305	42	1067	20 $\frac{3}{8}$	530	27 $\frac{3}{4}$	705	144	65
6-ADS	6	152	12	305	42 $\frac{1}{8}$	1070	21 $\frac{1}{8}$	537	27 $\frac{3}{4}$	705	149	68
8-ADS	8	203	16	406	49	1245	24 $\frac{1}{2}$	622	33 $\frac{5}{8}$	854	258	117
10-ADS	10	254	18	457	64	1626	32	813	37 $\frac{1}{2}$	953	384	174
12-ADS	12	305	24	610	75	1905	37 $\frac{1}{2}$	953	42 $\frac{1}{2}$	1080	533	242

2" NPT connections for air vent and blowdown assembly.
 Magnetic option adds 5 in. (127 mm) height and 12 lbs. (5 kg) shipping weight.
 All dimensions and weights are approximate.



Job Name _____	Notes _____
Engineer _____	_____
Contractor _____	_____
P.O. No. _____	_____
Sales Rep. _____	_____
Model No. _____	_____





AIR & DIRT SEPARATOR

Air Separators: 2" - 12"

150 PSIG Working Pressure

Construction

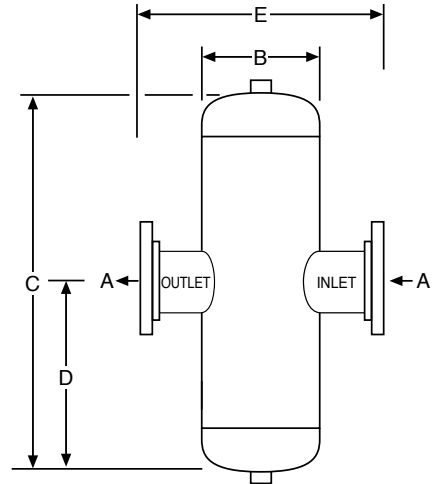
Body	ASME Approved Steel
Flanges	ASME Class 150

Performance

Maximum Operating Temperature	350°F (177°C)
Maximum Working Pressure	150 PSIG (10.3 bar)
Warranty	1-Year

Application

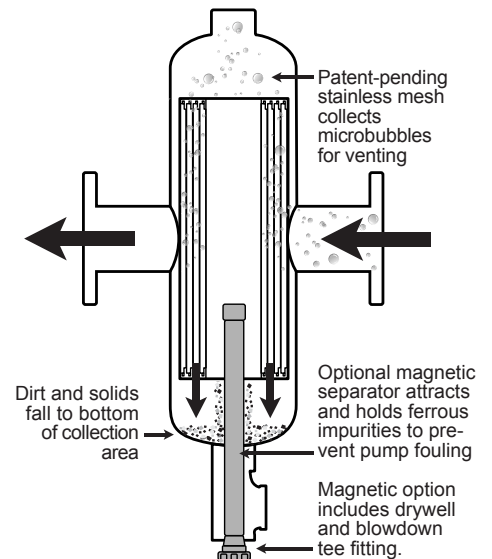
- Eliminates entrained air and separates debris associated with start-up and maintenance of any hydronic system.
- For use in closed, heating & chilled water systems.
- Magnetic separator option removes ferrous particles, includes dry well for ease of maintenance.
- Designed and constructed per ASME Code Section VIII, Division 1.



ASME Models

Model Number	Dimensions										Shipping Weight	
	A		B		C		D		E		Lbs	Kg
	In	mm	In	mm	In	mm	In	mm	In	mm		
2-ADS	2	51	6 $\frac{5}{8}$	168	22 $\frac{1}{2}$	572	11 $\frac{1}{4}$	286	15 $\frac{1}{4}$	387	65	29
3-ADS	3	76	8 $\frac{5}{8}$	219	28 $\frac{1}{2}$	724	14 $\frac{1}{4}$	362	20 $\frac{1}{4}$	514	97	44
4-ADS	4	102	8 $\frac{5}{8}$	219	28 $\frac{1}{2}$	724	14 $\frac{1}{4}$	362	20 $\frac{5}{8}$	524	110	50
5-ADS	5	127	12	305	42	1067	20 $\frac{3}{8}$	530	27 $\frac{3}{4}$	705	154	70
6-ADS	6	152	12	305	42 $\frac{1}{8}$	1070	21 $\frac{1}{8}$	537	27 $\frac{3}{4}$	705	159	72
8-ADS	8	203	16	406	49	1245	24 $\frac{1}{2}$	622	33 $\frac{5}{8}$	854	270	122
10-ADS	10	254	18	457	64	1626	32	813	37 $\frac{1}{2}$	953	395	179
12-ADS	12	305	24	610	75	1905	37 $\frac{1}{2}$	953	42 $\frac{1}{2}$	1080	550	249

2" NPT connections for air vent and blowdown assembly.
 Magnetic option adds 5 in. (127 mm) height and 12 lbs. (5 kg) shipping weight.
 All dimensions and weights are approximate.



Job Name _____	Notes _____
Engineer _____	_____
Contractor _____	_____
P.O. No. _____	_____
Sales Rep. _____	_____
Model No. _____	_____

