



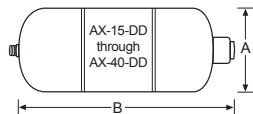
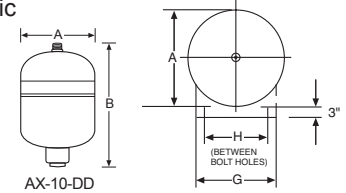
150 PSIG Working Pressure

Construction

Shell	ASME Approved Steel
Diaphragm	Heavy Duty Butyl/EPDM
System Connection	NPTF ¹ Malleable Iron Center NPTM ² Steel Pipe, Top Offset
Finish	Red Oxide Primer
Air Valve	Schrader Valve w/EPDM Seats
Factory Precharge	12 PSIG (.8 bar)

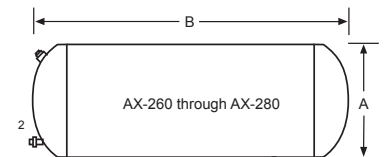
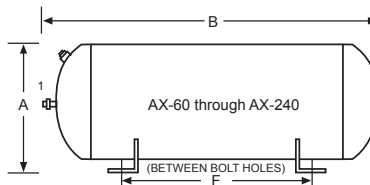
Application

- For use in closed, non-potable hydronic heating and chilled water systems.
- Designed to meet all ASME Code Section VIII, Division 1 standards.
- Available with optional sight glass and seismic restraints (saddles).
- Suitable in propylene glycol applications with mixtures up to 50%.
- Deep drawn models are lighter, stronger and more compact than traditional head and shell construction.



Performance

Maximum Operating Temperature	240°F (115°C)
Maximum Working Pressure	150 PSIG (10.3 bar)
Warranty	1-Year



Deep Drawn Horizontal ASME Models

Model Number	Tank Volume		Max. Accept. Volume		A Tank Diameter		B Tank Length		Sys. Conn	Restrains (Saddles) for Horizontal Mounting						Ship Wt. with Restrains (Saddles)		Shipping Weight	
	Gal	Lit	Gal	Lit	In	mm	In	mm		F		G		H		Lbs	Kg	Lbs	Kg
AX-10-DD	6.4	24.2	3.2	12.1	12	305	18	457	3/4" ¹	N/A	N/A	N/A	N/A	N/A	N/A	N/A	N/A	10	5
AX-15-DD	8.6	33.0	3.2	12.1	12	305	22	559	3/4" ¹	N/A	N/A	N/A	N/A	N/A	N/A	N/A	N/A	24	11
AX-20-DD	16.5	63.0	11.3	43.0	15	381	25	636	3/4" ¹	N/A	N/A	N/A	N/A	N/A	N/A	N/A	N/A	46	21
AX-40-DD	23.0	88.0	11.3	43.0	15	381	33	838	3/4" ¹	N/A	N/A	N/A	N/A	N/A	N/A	N/A	N/A	66	30

Head & Shell Horizontal ASME Models

Model Number	Tank Volume		Max. Accept. Volume		A Tank Diameter		B Tank Length		Sys. Conn	Restrains (Saddles) for Horizontal Mounting						Ship Wt. with Restrains (Saddles)		Shipping Weight	
	Gal	Lit	Gal	Lit	In	mm	In	mm		F		G		H		Lbs	Kg	Lbs	Kg
AX-60	33.6	127.2	11.3	42.8	16	356	43	1073	1/2" ¹	36%	918	14	356	12	305	116	53	120	54
AX-80	44.4	168.1	22.6	85.5	24	610	29	725	1"	16%	429	20	508	18	457	173	78	160	73
AX-100	55.7	211.8	22.6	85.5	24	610	33	840	1"	21 1/2%	546	20	508	18	457	194	88	180	32
AX-120	68.0	257.4	34.0	128.7	24	610	41	1051	1"	29 1/2%	749	20	508	18	457	235	107	245	111
AX-144	77.0	291.5	34.0	128.7	24	610	46	1170	1"	34%	873	20	508	18	457	246	112	250	113
AX-180	90.0	340.7	34.0	128.7	24	610	54	1357	1"	41 3/4%	1060	20	508	18	457	248	113	265	120
AX-200	110.0	416.4	34.0	128.7	24	610	64	1624	1"	52 1/4%	1327	20	508	18	457	306	139	320	145
AX-240	132.0	500.0	46.0	174.0	30	762	51	1295	1"	35	889	24	610	22	559	428	194	403	183
AX-260	159.0	600.0	56.0	212.0	30	762	62	1581	1 1/4" ²	44 1/4%	1124	24	610	22	559	480	218	460	209
AX-280	211.0	800.0	84.0	318.0	30	762	80	2032	1 1/4" ²	62	1575	24	610	22	559	660	299	600	272

All dimensions and weights are approximate.

*AX-10 is the only model that can be suspended from the pipes.

Job Name _____	Notes _____
Engineer _____	_____
Contractor _____	_____
P.O. No. _____	_____
Sales Rep. _____	_____
Model No. _____	_____

