



FIRE-X-TROL®

Fire Protection Expansion Tanks: FPT Series ASME

175 PSIG Working Pressure

Construction

Shell	ASME Approved Steel
Diaphragm	High-Performance Rubber Compound
Liner Material	Polypropylene
System Connection	Stainless Steel
Finish	FPT Red
Air Valve	Schrader Valve w/EPDM Seats
Factory Precharge	25 PSIG (1.7 bar)

Performance

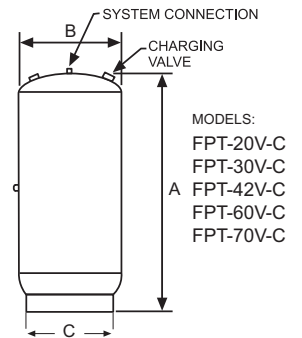
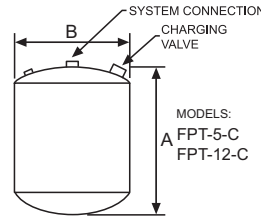
Min./Max. Operating Temperatures	-20°F (-29°C) to 200°F (93°C)
Maximum Working Pressure	175 PSIG (12 bar)
Warranty	1-Year

Application

- For use in fire protection systems.
- Accommodates the expanded volume of system fluids that result from temperature changes.
- Keeps system pressure below the pressure limitations of system components to prevent damage.
- Can be used with water, glycerin and propolyne glycol systems.
- Designed and constructed per ASME Code Section VIII, Division 1.
- Sight glass and seismic restraints available on Models FPT-20VC through FPT-210VC.

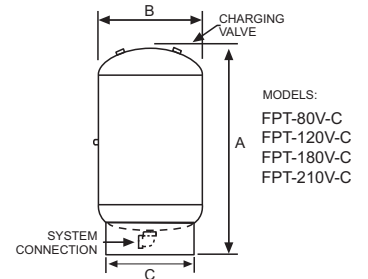
ASME In-Line Models

Model Number	Tank Volume		A Tank Height		B Tank Diameter		System Conn. (NPTF)	Shipping Weight	
	Gal	Lit	In	mm	In	mm		Lbs	Kg
FPT-5C	2.1	8.0	10 ³ / ₈	264	10	254	³ / ₄	21	10
FPT-12C	6.4	24.0	15 ⁵ / ₈	397	12	305	³ / ₄	36	15



ASME Stand Models

Model Number	Tank Volume		A Tank Height		B Tank Diameter		C Stand Diameter		System Conn. (NPTF)	Shipping Weight	
	Gal	Lit	In	mm	In	mm	In	mm		Lbs	Kg
FPT-20VC	8.0	30	19 ¹ / ₂	495	12	305	10 ³ / ₄	273	³ / ₄	52	24
FPT-30VC	14.0	53	19 ¹ / ₈	486	16 ¹ / ₄	419	12 ³ / ₄	324	³ / ₄	97	44
FPT-42VC	17.5	66	24 ¹ / ₄	616	16 ¹ / ₄	419	12 ³ / ₄	324	³ / ₄	116	53
FPT-60VC	25.0	95	33	838	16 ¹ / ₄	419	12 ³ / ₄	324	³ / ₄	154	70
FPT-70VC	34.0	129	41 ¹ / ₂	1054	16 ¹ / ₄	419	12 ³ / ₄	324	³ / ₄	197	90
FPT-80VC	53.0	200	35 ³ / ₄	908	24	610	16	406	1 ¹ / ₄	251	114
FPT-120VC	66.0	250	43 ³ / ₄	1111	24	610	16	406	1 ¹ / ₄	281	128
FPT-180VC	77.0	292	48 ³ / ₄	1235	24	610	16	406	1 ¹ / ₄	353	160
FPT-210VC	90.0	341	55 ¹ / ₂	1410	24	610	16	406	1 ¹ / ₄	382	173



All dimensions and weights are approximate.

Job Name _____	Notes _____
Engineer _____	_____
Contractor _____	_____
P.O. No. _____	_____
Sales Rep. _____	_____
Model No. _____	_____

