



# FIRE-X-TROL®

Fire Protection Expansion Tanks: FPT Series Non-ASME

175 PSIG Working Pressure

## Construction

Shell	ASME Approved Steel
Diaphragm	High-Performance Rubber Compound
Liner Material	Polypropylene
System Connection	Stainless Steel
Finish	FPT Red
Air Valve	Schrader Valve w/EPDM Seats
Factory Precharge	25 PSIG (1.7 bar)

## Application

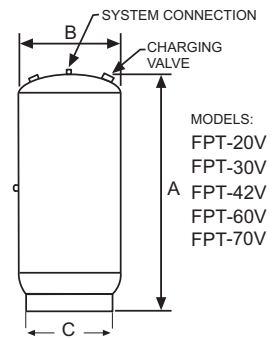
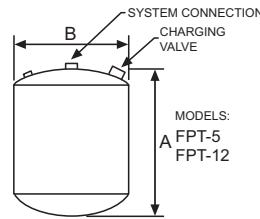
- For use in fire protection systems.
- Accommodates the expanded volume of system fluids that result from temperature changes.
- Keeps system pressure below the pressure limitations of system components to prevent damage.
- Can be used with water, glycerin and propylene glycol systems.
- Sight glass and seismic restraints available on Models FPT-20VC through FPT-210VC.

## Performance

Min./Max. Operating Temperatures	-20°F (-29°C) to 200°F (93°C)
Maximum Working Pressure	175 PSIG (12 bar)
Warranty	3-Years

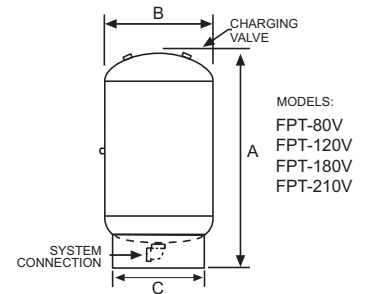
## In-Line Models

Model Number	Tank Volume		A Tank Height		B Tank Diameter		System Conn. (NPTF)	Shipping Weight	
	Gal	Lit	In	mm	In	mm		Lbs	Kg
FPT-5	2.1	8.0	10 <sup>3</sup> / <sub>8</sub>	264	10	254	<sup>3</sup> / <sub>4</sub>	21	10
FPT-12	6.4	24.0	15 <sup>5</sup> / <sub>8</sub>	397	12	305	<sup>3</sup> / <sub>4</sub>	36	15



## Stand Models

Model Number	Tank Volume		A Tank Height		B Tank Diameter		C Stand Diameter		System Conn. (NPTF)	Shipping Weight	
	Gal	Lit	In	mm	In	mm	In	mm		Lbs	Kg
FPT-20V	8.0	30	19 <sup>1</sup> / <sub>2</sub>	495	12	305	10 <sup>3</sup> / <sub>4</sub>	273	<sup>3</sup> / <sub>4</sub>	52	24
FPT-30V	14.0	53	19 <sup>5</sup> / <sub>8</sub>	486	16 <sup>1</sup> / <sub>4</sub>	419	12 <sup>3</sup> / <sub>4</sub>	324	<sup>3</sup> / <sub>4</sub>	97	44
FPT-42V	17.5	66	24 <sup>1</sup> / <sub>4</sub>	616	16 <sup>1</sup> / <sub>4</sub>	419	12 <sup>3</sup> / <sub>4</sub>	324	<sup>3</sup> / <sub>4</sub>	116	53
FPT-60V	25.0	95	33	838	16 <sup>1</sup> / <sub>4</sub>	419	12 <sup>3</sup> / <sub>4</sub>	324	<sup>3</sup> / <sub>4</sub>	154	70
FPT-70V	34.0	129	41 <sup>1</sup> / <sub>2</sub>	1054	16 <sup>1</sup> / <sub>4</sub>	419	12 <sup>3</sup> / <sub>4</sub>	324	<sup>3</sup> / <sub>4</sub>	197	90
FPT-80V	53.0	200	35 <sup>3</sup> / <sub>4</sub>	908	24	610	16	406	1 <sup>1</sup> / <sub>4</sub>	251	114
FPT-120V	66.0	250	43 <sup>3</sup> / <sub>4</sub>	1111	24	610	16	406	1 <sup>1</sup> / <sub>4</sub>	281	128
FPT-180V	77.0	292	48 <sup>3</sup> / <sub>4</sub>	1235	24	610	16	406	1 <sup>1</sup> / <sub>4</sub>	353	160
FPT-210V	90.0	341	55 <sup>1</sup> / <sub>2</sub>	1410	24	610	16	406	1 <sup>1</sup> / <sub>4</sub>	382	173



All dimensions and weights are approximate.

Job Name _____	Notes _____
Engineer _____	_____
Contractor _____	_____
P.O. No. _____	_____
Sales Rep. _____	_____
Model No. _____	_____

