



WELL-X-TROL®

Diaphragm Well Tanks: WX-100, 200 and 300 Series

150 PSIG Working Pressure

Construction

Shell	High Strength Steel
Diaphragm	Heavy Duty Butyl
Liner	Antimicrobial
System Connection	Stainless Steel
Finish	Tuf-Kote™ HG Blue
Water Circulator	Turbulator®
Air Valve	Projection Welded
Factory Precharge	38 PSIG (2.6 bar)

Performance

Maximum Operating Temperature	200°F (93°C)
Maximum Working Pressure	150 PSIG (10.3 bar)
Maximum Relief Valve Setting	125 PSIG (8.6 bar)
Warranty	7-Years

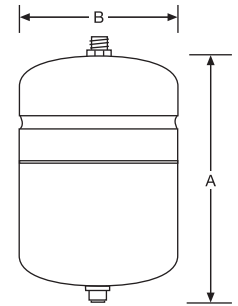
Application

- Controls pump cycling in residential well water systems.
- Can be installed indoors or outdoors.

In-Line Models

Model Number	Tank Volume		Max. Acceptance Factor	A Tank Height		B Tank Diameter		System Connection (NPTM)	Shipping Weight	
	Gal	Lit		In	mm	In	mm		In	Lbs
WX-101	2.0	8	0.45	13	330	8	203	¾"	5	2
WX-102	4.4	17	0.55	15	381	11	279	¾"	9	4
WX-103	6.7	25	0.40	20	508	11	279	¾"	13	6
WX-104	10.3	39	1.00	18	457	15	381	1"	20	9
WX-200	14.0	53	0.81	22	559	15	381	1"	22	10

Available in gray. Use suffix G.

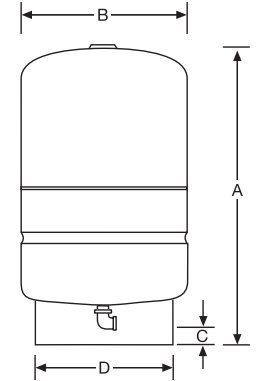


Stand Models

Model Number	Tank Volume		Max. Accept. Factor	A Tank Height		B Tank Diameter		C Sys. Conn. Centerline		D Stand Diameter		System Conn. (NPTF)	Shipping Weight	
	Gal	Lit		In	mm	In	mm	In	mm	In	mm		In	Lbs
WX-201	14.0	53	0.81	25	635	15	381	1 ¹⁹ / ₃₂ "	40	12	304	1"	25	11
WX-202	20.0	76	0.57	32	813	15	381	1 ¹⁹ / ₃₂ "	40	12	304	1"	32	15
WX-202XL	26.0	98	0.44	39	991	15	381	1 ¹⁹ / ₃₂ "	40	12	304	1"	39	18
WX-203	32.0	121	0.35	47	1194	15	381	1 ¹⁹ / ₃₂ "	40	12	304	1"	47	21
WX-205	34.0	129	1.00	30	762	22	559	1 ¹⁵ / ₁₆ "	49	20 ¹ / ₂ "	521	1 ¹ / ₄ "	57	26
WX-250	44.0	167	0.77	36	914	22	559	1 ¹⁵ / ₁₆ "	49	20 ¹ / ₂ "	521	1 ¹ / ₄ "	65	29
WX-251	62.0	235	0.55	47	1194	22	559	1 ¹⁵ / ₁₆ "	49	20 ¹ / ₂ "	521	1 ¹ / ₄ "	87	39
WX-255	81.0	306	0.41	57	1448	22	559	1 ¹⁵ / ₁₆ "	49	20 ¹ / ₂ "	521	1 ¹ / ₄ "	109	49
WX-302	86.0	326	0.54	47	1194	26	660	2 ¹ / ₁₆ "	52	20 ¹ / ₂ "	521	1 ¹ / ₄ "	106	48
WX-350	119.0	450	0.39	62	1575	26	660	2 ¹ / ₁₆ "	52	20 ¹ / ₂ "	521	1 ¹ / ₄ "	146	66

Available in Blue only. Available in Tan and Gray. Use suffix T or G.

All dimensions and weights are approximate.



Job Name _____	Notes _____
Engineer _____	_____
Contractor _____	_____
P.O. No. _____	_____
Sales Rep. _____	_____
Model No. _____	_____





WELL-X-TROL®

Diaphragm Well Tanks: WX-100, 200 and 300 Series with DuraBase®

150 PSIG Working Pressure

Construction

Shell	High Strength Steel
Diaphragm	Heavy Duty Butyl
Liner	Antimicrobial
System Connection	Stainless Steel
Finish	Tuf-Kote™ HG Blue
Water Circulator	Turbulator®
Air Valve	Projection Welded
Factory Precharge	38 PSIG (2.6 bar)

Performance

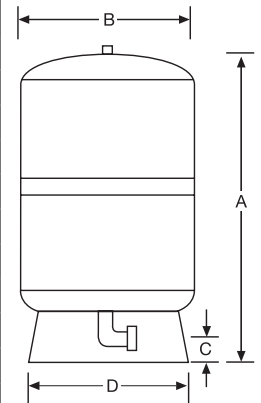
Maximum Operating Temperature	200°F (93°C)
Maximum Working Pressure	150 PSIG (10.3 bar)
Maximum Relief Valve Setting	125 PSIG (8.6 bar)
Warranty	7-Years

Application

- Controls pump cycling in residential well water systems.
- Can be installed indoors or outdoors.
- DuraBase stand is rugged and will never corrode. Patented.

Stand Models

Model Number	Tank Volume		Max. Accept. Factor	A Tank Height		B Tank Diameter		C Sys. Conn. Centerline		D Stand Diameter		System Conn. (NPTF)	Shipping Weight	
	Gal	Lit		In	mm	In	mm	In	mm	In	mm		Lbs	Kg
WX-201D	14.0	53	0.81	25	635	15	381	1 ¹¹ / ₁₆	43	15 ³ / ₈	391	1	25	11
WX-202D	20.0	76	.057	32	813	15	381	1 ¹¹ / ₁₆	43	15 ³ / ₈	391	1	32	15
WX-202XLD	26.0	98	0.44	39	991	15	381	1 ¹¹ / ₁₆	43	15 ³ / ₈	391	1	39	18
WX-203D	32.0	121	0.35	47	1194	15	381	1 ¹¹ / ₁₆	43	15 ³ / ₈	391	1	47	21
WX-205D	34.0	129	1.00	30	762	22	559	2	51	22	559	1 ¹ / ₄	57	26
WX-250D	44.0	167	0.77	36	914	22	559	2	51	22	559	1 ¹ / ₄	65	29
WX-251D	62.0	235	0.55	47	1194	22	559	2	51	22	559	1 ¹ / ₄	87	39
WX-255D	81.0	306	0.41	57	1448	22	559	2	51	22	559	1 ¹ / ₄	109	49
WX-302D	86.0	326	0.54	47	1194	26	660	2	51	22	559	1 ¹ / ₄	106	48
WX-350D	119.0	450	0.39	62	1575	26	660	2	51	22	559	1 ¹ / ₄	146	66



Available in Tan and Gray. Use suffix T or G.

All dimensions and weights are approximate.

Job Name _____	Notes _____
Engineer _____	_____
Contractor _____	_____
P.O. No. _____	_____
Sales Rep. _____	_____
Model No. _____	_____





WELL-X-TROL®

Diaphragm Well Tanks: Underground, Wall Hung and Pump Stand Series

150 PSIG Working Pressure

Construction

Shell	High Strength Steel
Diaphragm	Heavy Duty Butyl
Liner	Antimicrobial
System Connection	Stainless Steel
Finish	Tuf-Kote™ HG Blue
Water Circulator	Turbulator®
Air Valve	Projection Welded
Factory Precharge	38 PSIG (2.6 bar)

Performance

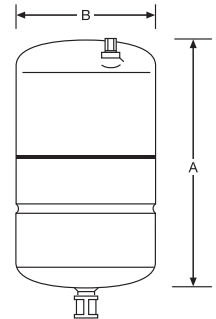
Maximum Operating Temperature	200°F (93°C)
Maximum Working Pressure	150 PSIG (10.3 bar)
Maximum Relief Valve Setting	125 PSIG (8.6 bar)
Warranty	7-Years

Application

- Controls pump cycling in residential well water systems.

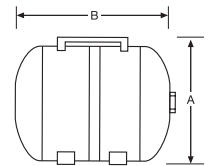
Underground Models (BLACK)

Model Number	Tank Volume		Max. Acceptance Factor	A Tank Height		B Tank Diameter		System Connection (NPTF)	Shipping Weight	
	Gal	Lit		In	mm	In	mm		Lbs	Kg
WX-200UG	14	53	0.81	23	584	15	381	1	22	10
WX-202UG	20	76	0.57	30	762	15	381	1	30	14
WX-250UG	44	167	0.77	33	838	22	559	1¼	60	27
WX-251UG	62	235	0.55	44	1118	22	559	1¼	83	38



Horizontal (H) and Pump Stand (PS) Models

Model Number	Tank Volume		Max. Acceptance Factor	A Tank Height		B Tank Width		System Connection (NPTM)	Shipping Weight	
	Gal	Lit		In	mm	In	mm		Lbs	Kg
WX-102PS	4.4	17	0.55	12	305	15	381	¾	13	6
WX-110PS	6.7	25	0.40	12	305	20	508	¾	18	8
WX-200PS	14.0	53	0.81	16	406	22	559	1	29	13
WX-202PS	20.0	76	0.57	16	406	30	762	1	35	16
WX-202H	20.0	76	0.57	16	406	30	762	1	33	15



All dimensions and weights are approximate.

Job Name _____	Notes _____
Engineer _____	_____
Contractor _____	_____
P.O. No. _____	_____
Sales Rep. _____	_____
Model No. _____	_____





WELL-X-TROL®

Diaphragm Well Tanks: WX-200PA and WX-300PA Series with PRO ACCESS®

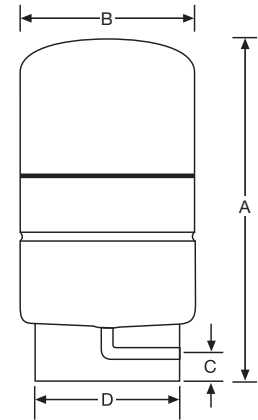
150 PSIG Working Pressure

Construction

Shell	High Strength Steel
Diaphragm	Heavy Duty Butyl
Liner	Antimicrobial
System Connection	Stainless Steel NPTF
Finish	Tuf-Kote™ HG Blue
Water Circulator	Turbulator®
Air Valve	Projection Welded
Factory Precharge	38 PSIG (2.6 bar)

Application

- Controls pump cycling in residential well water systems.
- Can be installed indoors or outdoors.
- PRO ACCESS provides piped to stand convenience for faster installation.



Performance

Maximum Operating Temperature	200°F (93°C)
Maximum Working Pressure	150 PSIG (10.3 bar)
Maximum Relief Valve Setting	125 PSIG (8.6 bar)
Warranty	7-Years

Stand Models

Model Number	Tank Volume		Max. Accept. Factor	A Tank Height		B Tank Diameter		C Sys. Conn. Centerline		D Stand Diameter		System Conn. (NPTF)	Shipping Weight	
	Gal	Lit		In	mm	In	mm	In	mm	In	mm		Lbs	Kg
WX-202PA	20.0	76	0.57	32	813	15	381	1 ⁹ / ₃₂	40	12	304	1	33	15
WX-202XLPA	26.0	98	0.44	39	991	15	381	1 ⁹ / ₃₂	40	12	304	1	40	18
WX-203PA	32.0	121	0.35	47	1194	15	381	1 ⁹ / ₃₂	40	12	304	1	48	22
WX-205PA	34.0	129	1.00	30	762	22	559	1 ⁵ / ₁₆	49	12	304	1 ¹ / ₄	59	27
WX-250PA	44.0	167	0.77	36	914	22	559	1 ⁵ / ₁₆	49	20 ¹ / ₂	521	1 ¹ / ₄	67	30
WX-251PA	62.0	235	0.55	47	1194	22	559	1 ⁵ / ₁₆	49	20 ¹ / ₂	521	1 ¹ / ₄	88	40
WX-255PA	81.0	306	0.41	57	1448	22	559	1 ⁵ / ₁₆	49	20 ¹ / ₂	521	1 ¹ / ₄	111	50
WX-302PA	86.0	326	0.54	47	1194	26	660	2 ¹ / ₁₆	52	20 ¹ / ₂	521	1 ¹ / ₄	108	49
WX-350PA	119.0	450	0.39	62	1575	26	660	2 ¹ / ₁₆	52	20 ¹ / ₂	521	1 ¹ / ₄	148	67

Available in Tan and Gray. Use suffix T or G.

All dimensions and weights are approximate.

Job Name _____	Notes _____
Engineer _____	_____
Contractor _____	_____
P.O. No. _____	_____
Sales Rep. _____	_____
Model No. _____	_____

